



2026 Program

14 Days from just:

\$1452

Per Person!

Available Dates:

Nov.9th - Nov 22nd

[Click here to](#)

[Book Now!](#)

Galápagos

Family Adventure

14 day immersive program

"I don't think there is a better value Galápagos trip to be found on the internet."



Reserve your place today for just \$200 per person deposit!
Spread the cost of your trip by paying monthly!

What makes us different?

- As an Ecuadorean-owned business, when you book your Galápagos vacation with Toucanto, you can be sure that we are working exclusively with hand-picked Galápagueño families, ensuring that the benefits of your visit stay where they belong—within the island communities.
- We want you to take home memories not just of the wildlife and the spectacular volcanic landscapes but also of the wonderful, warm people who are the custodians of this incredible archipelago.
- Unlike many tour operators, we don't "pad" our itineraries with lots of free days or low-value experiences or include mainland days as part of your Galápagos experience. Take a look at our itinerary and compare it with other tour companies, and you will soon see why our tours are much better value.
- We offer flexible payment plans to help you spread the cost and low deposits to make it easier for you to reserve your space.
- You can contact us via Facebook Messenger, email, or talk to us via WhatsApp, and you will have the same person answer all your queries from start to finish.

About this guide

Use this guide to help you plan your Toucanto Galápagos Family Adventure. You can read it from top to bottom, or click the headings in the contents cloud to take you straight to the section you want to read next. We strongly recommend that you familiarise yourself with all of this guide before travelling.

Contents and quick links

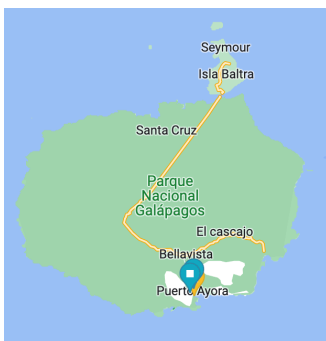
Click on the subject heading in the contents section to be taken straight to the relative section.





Itinerary	Floriانا	Pinzon	Isabela	Trip Summary
Useful Information	Money Matters	Getting Around	Tipping In Galapagos	
What Not To Forget	Food & Drink	Activities	Essential Documents	

Itinerary

Day One - Welcome to Galápagos!

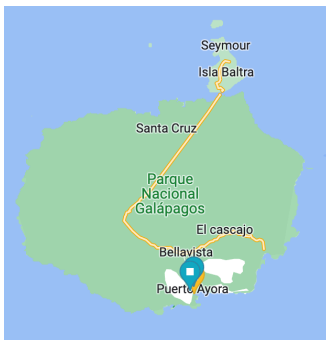
Welcome to Santa Cruz and the fabulous Galapagos Islands! If you have chosen our transfer service you will be collected from Baltra airport by our representative or group leader and brought to our accommodation in Puerto Ayora on the South side of the island. Our hotel and apartments are just a five minute walk from the waterfront where you will find bars and restaurants to enjoy a bite to eat before meeting the team and our other families at our welcome evening.







	<ul style="list-style-type: none">• Your accommodation in Puerto Ayora
	<ul style="list-style-type: none">• Arrival and welcome evening event
	<ul style="list-style-type: none">• Breakfast
	<ul style="list-style-type: none">• Wetsuits can be hired from \$10 per day

Day Two - Charles Darwin Centre

After breakfast you will be met at your hotel by your naturalist guide and taken the short walk to the Charles Darwin Research Centre. Here you will learn about the important conservation work being undertaken by the foundation since 1959 in partnership with the Galápagos National Park. Enjoy special access to the breeding centre with your naturalist guide where you can see tortoises of different ages and species before heading to the exhibition hall where you can learn more about evolution and view their impressive natural history collection including a whale's skeleton! After your visit to the research station why not cool off with the kids at the nearby Station Beach? Enjoy a group lunch at a local restaurant then rest a while before the first children's Spanish lesson!



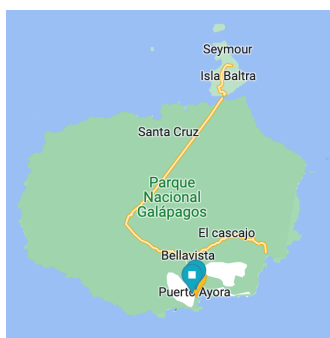
	<ul style="list-style-type: none">• Your accommodation in Puerto Ayora
	<ul style="list-style-type: none">• Charles Darwin Research Station• Station Beach
	<ul style="list-style-type: none">• Breakfast• Lunch
	<ul style="list-style-type: none">• Don't forget your passport to get your tortoise stamp while in the exhibition hall! Ask your naturalist guide for details.



Day Three - Santa Cruz Highland Tour

After breakfast you will board the tourbus with your naturalist guide and take a 35 minute drive into the Santa Cruz Highlands. Your first stop is Los Gemelos, which translates as the twins. Situated in the highlands of Santa Cruz and shrouded in rich vegetation, you will discover this pair of giant craters that were formed by the collapse of huge magma chambers - a testament to the island's violent volcanic history. There are many mosses, ferns and epiphytes to observe in this forested region which is home to many species of bird including small and large tree finches, and the scalesia tree which is a giant relative of the dandelion!

From here you will drive to an enormous lava tunnel where your naturalist guide will lead you on a journey underground where you can discover the secrets of these islands' explosive past.

Next stop is Primicius Ranch for unparalleled proximity to the many giant tortoises that have made it their home. After a stroll around the grounds learning about their lives and importance to the ecosystem, enjoy a juice or hot drink in the restaurant and try sprinkling a little sugar on a delicious cheese empanada - an Ecuadorean speciality!



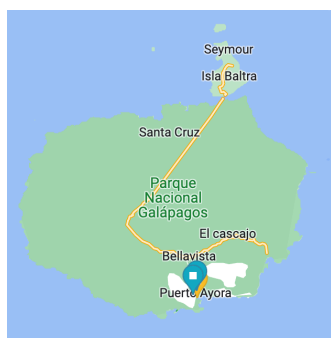
	<ul style="list-style-type: none">• Your accommodation in Puerto Ayora
	<ul style="list-style-type: none">• Los Gemelos• Lava Tunnel• Primicius tortoise ranch
	<ul style="list-style-type: none">• Breakfast
	<ul style="list-style-type: none">• Lava tunnel has one place where the height is low and it is necessary to crouch to pass under a rock





Day Four - El Trapiche & Highland View

Today begins with collection from your hotel and a short bus ride to El Trapiche farm, where the incomparable Don Cabrera will give you a warm welcome as you learn how he grows and roasts the coffee beans. The children will love his clever donkey and enjoy making their own cane syrup while the adults among you can join him in sampling his aguardiente. Here is a good opportunity to buy beautifully packaged chocolate or coffee for presents or keepsakes, before your journey home.

Next is a short drive into the hills above the beach to Highland View with El Columpio Magico, or 'the magic swing' as it is known in English. Here you will take a walk around the tourist farm of the Loyola family, enjoying the beautiful colourful plants, the animal encounter area and the peaceful lake. The adventurous among you can climb through an ancient lava tunnel that twists and turns, but be careful, you will need a light! Kids and adults alike will enjoy the giant swings, soaring above the sloping hillside and soaking up the spectacular view. After that, it's time for some light refreshments in the form of locally produced fruit juice or locally grown coffee accompanied by the Loyola family's delicious own recipe patacones with queso fresco. Return to your hotel around 1.30pm

In the afternoon enjoy a little break while the children have their second Spanish lesson.



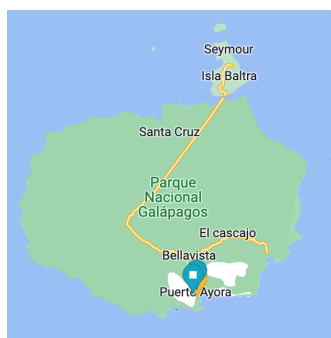
	<ul style="list-style-type: none">• Your accommodation in Puerto Ayora
	<ul style="list-style-type: none">• El Trapiche coffee and chocolate farm• Highland View with El Columpio Magico
	<ul style="list-style-type: none">• Breakfast• Refreshments at Highland View
	<ul style="list-style-type: none">• A good opportunity to buy gifts and keepsakes.





Day Five - Guided walk to Tortuga Bay

After breakfast you will take a taxi to the start of the walk to Tortuga Bay where you will be met by your naturalist guide. From here you will take a 40 minute walk along the pathway that leads through the national park. You will pass Opuntia cacti and palo Santo, a bare looking plant that is very fragrant when the inside is exposed. You will learn about the lava lizards and mockingbirds that you pass along your journey, until you reach the open beach. Here you may see flags in the dunes on your right hand side, marking the location of turtle eggs, most likely laid under a recent full moon.

At the end of the first beach you will find a cluster of mangrove trees where a colony of marine iguanas warm themselves up in the morning sun, before heading into the water to feed.

Beyond the trees lies a horseshoe bay surrounded by mangroves. Here you can snorkel in the shallow water over resting white tip sharks, relax on the beach or hire a kayak and look for sea turtles in the bay. Perhaps you will find a playful young sea lion in the shallows by the sand. For those who don't feel like walking back, there are water taxis departing from the bay every hour until five, when the beach is closed to tourists.



	<ul style="list-style-type: none">• Your accommodation in Puerto Ayora
	<ul style="list-style-type: none">• Guided Walk to Tortuga Bay
	<ul style="list-style-type: none">• Breakfast
	<ul style="list-style-type: none">• Kayak hire and return water taxis available at extra cost.

Day Six - Free Day, or take our Optional Isabela Tour

Day Seven - Free Day, or take our Optional Isabela Tour

Day Eight - Free Day, or take our Optional Pinzon Tour

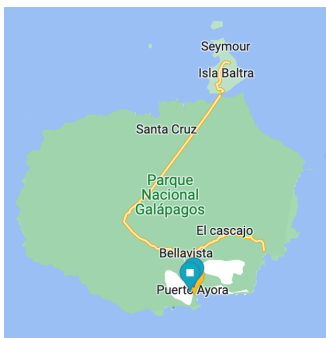
Day Nine - La Casa de Los Sueños, Laguna de Las Nynfas

After breakfast we will take a walk through the streets of Puerto Ayora to discover a little more of the unique identity of this town, and the fascinating people that call it their home. Our first stop is the incredible 'house of dreams' that has been the life work of local artist, Carlos Palacios. Constructed over three floors primarily from driftwood, corals, shells and bones, this house is a remarkable expression of the ideas and concepts of its talented creator.

From here we will walk to the peace and tranquility of the Laguna de Las Nynfas, where you can discover the important role the Lagoon plays in the local ecosystem.

Following our trip to Las Nynfas, we will enjoy a group lunch at a local restaurant.

Our third afternoon Spanish lesson follows in the late afternoon.



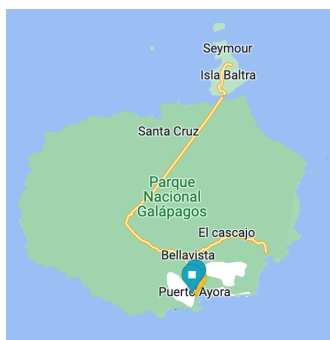
	<ul style="list-style-type: none">• Your accommodation in Puerto Ayora
	<ul style="list-style-type: none">• La Casa de Los Sueños• Laguna de Las Nynfas
	<ul style="list-style-type: none">• Breakfast• Lunch
	

Day 10 - Academy Bay Tour with Las Grietas

After breakfast we head to the port where you will board a tour boat for the short ride (10 minutes) into Puerto Ayora bay to see blue-footed boobies perched among the cliffs and snorkel amongst the colourful parrotfish in the aquamarine waters. Next we board a dock for a short walk to see rays and sharks slumbering in a shallow inlet before walking through the candelabra cacti to Playa de Los Perros, which is named after the dog crabs that live there.

After that, we will pass by the colourful salt lakes on our way to the beautiful Las Grietas, a narrow, sea-linked gorge between two cliffs, filled with crystal clear waters and colourful fish.

Our fourth afternoon Spanish lesson follows in the late afternoon.



	<ul style="list-style-type: none">• Your accommodation in Puerto Ayora
	<ul style="list-style-type: none">• Bay Tour with snorkelling, short hikes and Las Grietas
	<ul style="list-style-type: none">• Breakfast
	<ul style="list-style-type: none">• Wetsuits are available to hire daily from \$10, or for the duration of your stay.

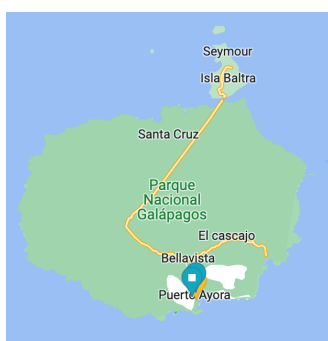
Day 11 - Artisan Woodcarving & Lava Tunnel





Today we board our bus once more for a short ride to the industrial area that is situated in the hills just outside of Puerto Ayora. Here we will visit the workshop of Jacinto Heras, who has been carving furniture, signage and beautiful animals for the last thirty years. Today, the business is truly a family enterprise with his son having joined him in the workshop while his two daughters are working in their gallery which is located in the Malecon, or principle waterfront street. Jacinto and his son José work in cedar wood grown locally in a managed forest, and use natural products like local coffee grounds to create the wood stains they use in their work. This ensures that the handicrafts from Heras Gallery, as the business is known, are manufactured from truly sustainable materials. Many tourists fall in love with their beautiful work, and it is not unusual for them to export their carvings to the United States or even Europe.

Today we will learn about the different stages of production an animal carving goes through, and have the opportunity to work on our own wood carvings in their workshop and under their expert tutelage.

After saying goodbye to Jacinto and his son, we return to the bus and continue up into the highlands where we are privileged to enjoy access to the most spectacular lava tunnel in the whole of the Galápagos, and quite possibly in the entire world. The spectacular colours, sculpted walls and sheer scale of this tunnel make it an experience not to be missed.

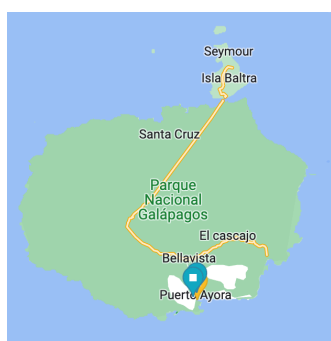
Our fifth afternoon Spanish lesson follows in the late afternoon.







	<ul style="list-style-type: none">• Your accommodation in Puerto Ayora
	<ul style="list-style-type: none">• Artisan woodcarving experience• Lava tunnel
	<ul style="list-style-type: none">• Breakfast
	<ul style="list-style-type: none">• Opportunity to purchase gifts or mementos at Heras' Workshop

Day Twelve - Garrapatero Beach

Pack your swimsuit and sunscreen today because we are headed to the beautiful Garrapatero beach. With several small beaches and bays to explore you may want to hire a kayak to make the most of this visit. Here you may see turtles, sea lions and manta rays in the water, while pelicans nest in the surrounding mangroves. Watch out for the sally light-foot crabs in bold red and blue colours as they scuttle over the black volcanic rocks that rise up out of the beautiful white sand. The calm shallow waters of the bay here are perfect for a snorkel or for playing with your young children.



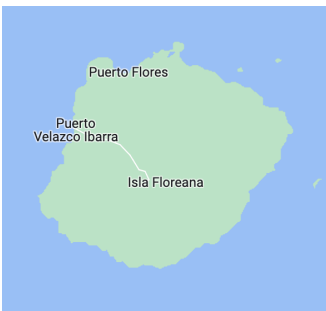
	<ul style="list-style-type: none">• Your accommodation in Puerto Ayora
	<ul style="list-style-type: none">• Garrapatero beach with optional kayaking and snorkelling
	<ul style="list-style-type: none">• Breakfast
	

Day Thirteen - Free Day, or take our optional Floreana tour

Day Fourteen - Departure

After breakfast its time to say your goodbyes to the Galápagos Islands as there are no more activities scheduled for today and your Galápagos Family Adventure is now at an end. If you booked our optional transfer service, your pick up time will be between 3 and 4 hours before your flight departure.

Optional Day Tour to Floreana



We begin our day after breakfast with a walk to the harbour to meet our naturalist guide and board our tour boat to Floreana.

The trip is approximately an hour and twenty minutes long so keep an eye out for manta rays and sea turtles on the way. Our first location is Endervil rock, where you can see blue footed boobies on the cliff ledges. Dive into the clear waters and you can find myriad colourful fish, turtles, rays and even sharks!

Our next stop is Playa Verde where we may find a colony of sea lions relaxing on the beach. Next we take a walk inland past the Lago de flamingos, a shallow lagoon that nestles in the lowlands between the hills and Playa Verde beach, before rounding the hill to arrive at Playa Blanca.

The bleached bones of several sea lions lie close to the path as we arrive at the beach. Here, in the shallow waters we may find turtles making their way out of the water to nest in the sandy banks where they lay their eggs. The shallow waters here are also a favourite resting place for the stingrays, that come in large numbers and burrow into the fine sand.

Return to Puerto Ayora around 5.30pm

\$195
Per Person

	<ul style="list-style-type: none">• Your accommodation in Puerto Ayora
	<ul style="list-style-type: none">• Snorkelling, hiking and wildlife watching.
	<ul style="list-style-type: none">• Breakfast• Lunch served on the boat
	<ul style="list-style-type: none">• Snorkel mask and flippers included• Wetsuits available for hire from \$10 per day

Optional Day Tour to Pinzon



We begin our day after breakfast with a 35 minute boat trip journeying West around the coast towards our first stop, La Fé. Here we can enjoy some fantastic snorkelling and expect to see sea turtles feeding, maybe encounter a playful sea lion in this rocky bay.

Next we head to Pinzon, passing Nameless Rock as we approach. At Pinzon we drop anchor in Penguin Bay, where you can observe a large colony of sea lions on the rocks. Time to enjoy a spot of lunch aboard the boat before getting back in the water for some of the best snorkelling to be found in all Galápagos! Here there are turtles, rays, and parrotfish amongst the huge variety of sealife that make Pinzon their home. While snorkelling in the shallow waters around the rocks, huge shoals of colourful fish dart back and forth around us as we find ourselves amidst the countless white tip sharks slumbering on the sea bed.

Time to enjoy a spot of fishing on the return trip, as the crew of your tour boat catch the fresh and delicious lunch for the next lucky group of travellers.

Return to Puerto Ayora around 5pm.

\$190
Per Person

	<ul style="list-style-type: none">• Your accommodation in Puerto Ayora
	<ul style="list-style-type: none">• Snorkelling, hiking and wildlife watching.
	<ul style="list-style-type: none">• Breakfast• Lunch served on the boat
	<ul style="list-style-type: none">• Snorkel mask and flippers included• Wetsuits available for hire from \$10 per day



Los Tunules

Optional Two-Day Tour to Isabela (with overnight stay)

Day One



Transfer to Isabela Our tour begins early on day one with a 6.30am transfer from your hotel to Puerto Ayora docks. Here you will board the speedboat to the incomparable island of Isabela, a journey of approximately two hours.

Upon arrival to Isabela, we will be transferred to our hotel for check-in and to drop off our bags. Here we are joined by our naturalist tour guide and taken to our first destination, the **Arnold Taupiza Breeding Centre**, where we will be able to observe the 5 different species endemic to Isabela Island, and learn about the process of breeding and reproduction in captivity to recover the populations.

Our next destination is the **Flamingo Lagoon & the wetlands**. Here we will have the opportunity to visit lagoons, beaches, and a river estuary. We will be able to observe flamingos, patillo, oystercatcher, gallinula, ghost crab and beautiful landscapes with a great variety of flora and fauna. Isabela contains one of the most extensive mangrove areas in the archipelago, contributing significantly to the conservation of biodiversity.

Next, we head to a local restaurant to enjoy lunch before our afternoon excursion to **Tintoreras**. We take a short boat ride (ten minutes) to a small rocky islet known as Tintoreras. It is named after the white-tipped sharks called “tintoreras” that we will find resting in a shallow lava crevice filled with calm and transparent water on the edge of a small rocky bay. Throughout the trail you can see many marine iguanas between the rocks or under the mangroves. There are two small beaches with white sand and one with black stones.



On the first beach there are colonies of sea lions; and some Nolana Galapageia plants, a very rare endemic plant in the area. There will be an opportunity to snorkel with the possibility of close proximity to white tipped sharks, turtles and other marine life.

Return to Isabela hotel, end of Day One.







Day Two

After breakfast we will check out of the hotel, but leave our luggage for collection later on. We will then be transported to the port where we take a forty minute boat trip to the incomparable **Los Tunules**. Viewed by many people as the highlight of their trip to the Galápagos Islands, these incredible lava formations provide a landscape unlike any other you will ever see. Los Tunules is an excellent location to see a variety of marine life and nesting blue footed boobies.

After Los Tunules, we will be taken to a nearby location to enjoy some fantastic snorkelling where we may see white tip sharks, sea turtles, many species of fish and even sea horses. We return to our hotel in Puerto Vilamil in the early afternoon to collect our baggage before being taken back to the port for our return journey to Santa Cruz.

Return to Santa Cruz around 5.30pm

<div>\$395</div> <div>Per Person</div>		<ul style="list-style-type: none">• Hotel in Puerto Vilamil
		<ul style="list-style-type: none">• Snorkelling, hiking and wildlife watching.
		<ul style="list-style-type: none">• Breakfast• Lunch x 2
		<ul style="list-style-type: none">• Snorkel mask and flippers included• Wetsuits available for hire from \$10 per day

Trip Summary

Starting and finishing points:

Arrival airport - Baltra (GPS)
Departure airport - Baltra (GPS)

Trip Length: 14 days
Group size Max 6 families
Physical level 2 / 5

Activities

Hiking
Snorkelling
Wildlife watching
Woodcarving

Meals included:

Breakfasts Thirteen
Lunches Three
Dinners None

Number of Nights:

13 nights Santa Cruz

All included trip activities:

- Welcome Evening
- Guided visit to Charles Darwin Centre
- Garrapatero Beach
- El Columpio Magico (the Magic Swing)
- Los Gemelos (the Twins)
- Tortoise Ranch
- Lava Tunnel
- El Trapiche sugar and coffee plantation
- Guided walk to Tortuga Bay
- La Casa de Los Sueños
- Laguna de Las Ninfas
- Academy Bay snorkel
- Las Grietas
- Artisan Woodcarving
- 5 x Children's Spanish lessons
- Visit to World Wide Vets

Starts at:
Santa Cruz

Ends at:
Santa Cruz

Recommended for ages:

5 - 99

Group size:

Max. 6 Families

Meals included:

13 / 3 / 0

Breakfast / Lunch / Dinner

Activities:

**Hiking
Snorkelling
Wildlife watching**

Physical rating



2 / 5

Useful Information

Your Group Leader

Every group is accompanied by at least one Toucanto group leader who's job it is to try and make sure that you and your family have the best possible experience. Although not naturalist guides themselves, they will have a good knowledge of the local area and may be able to provide suggestions for good restaurants or things to do outside of the programmed tours.

Food & Drink

The quality of food available in Galápagos Islands restaurants is generally very good and although finding vegan venues may be challenging, there are more and more vegetarian options becoming available each year, just don't expect the wide range you might be used to at home. While you are not required to spend meal times with other group members, eating out with other families can be a great way to make new friends in a relaxed environment.

Please be aware that much of the island diet features fish and shellfish and unless you have a high level of spoken Spanish discussing ingredients and cooking methods can be tricky as staff may have little spoken English.

Accommodation

All our family accommodation features en-suite bathrooms and at least one double bed. We source mid-range accommodation from hotels that we have seen and inspected first-hand before they are approved for use for our travellers. While we endeavour to keep all families together in one room, families larger than four persons may need to be split across more than one room.

Money Matters

Money

The official currency of Ecuador is the US dollar (USD). When travelling to the Galápagos Islands you will need to have sufficient currency (hard cash) to pay for your Tarjeta de Transito (Transit Card) which costs \$20 for each member of your party, and must be purchased at your airport of departure

from mainland Ecuador before you travel to Galápagos. You will also need the Galápagos National Park entrance fee which is payable at your arrival airport **in cash** and this is \$200 per person 13 years or over and \$100 for all members of your group 12 years of age and under.

ATMs

There are plenty of ATMs in Puerto Ayora on Santa Cruz and also in San Cristobal in the main town, but these will all charge a fee of between \$2 and \$4.4 per withdrawal. Some ATMs may cap the amount you can withdraw on your debit or credit card in a single transaction to as little as \$100 or \$200 so it may be a good idea to bring a couple of different types of card with which to withdraw your money.

Cash vs Credit Card

Card transactions you make in shops and restaurants will usually add 12% IVA, which is a sales tax and may not be displayed when you are using a chip and pin display, leading to a higher amount being debited than you expect. Shop keepers and restaurants may also add an additional service charge of 5% to cover their costs associated with credit or debit transactions. These fees can quickly add up but you may find that some shops and restaurants will leave off the sales tax when you pay with cash.

Spending Money

No two families will have the same requirements but by examining the Trip Information you can see how many meals are included in your trip and how many extra meals you will have to budget for.

If you have been travelling in mainland Ecuador or in other parts of South America you may be surprised by the higher prices you have to pay in Galápagos.

This is due to the difficulties and extra costs associated in getting goods to the Islands, and the higher standard of living and higher wages the islanders enjoy relative to the mainland. It is possible to eat cheaply in Galápagos, but expect to pay higher prices on the Malecon, which is the main waterfront street. Restaurants in secondary roads such as Calle de Los Kioskas which is a side road off of Avenida Baltra (the principle street in Puerto Ayora, Santa Cruz) may charge between \$8 and \$20 for a main course, whereas you may pay \$30 - \$40 for a main course at a waterfront restaurant. Alternatively, you can buy a schwarma for around \$6-7 or for the really frugal, empanadas from

a street vendor behind the food market in the upper part of Avenida Baltra will set you back as little as \$2 each!

Getting Around

Most of the port towns in Galápagos are small enough that you can walk almost anywhere in the town without difficulty, but if you really don't feel like walking, a taxi from any point in Puerto Ayora (Santa Cruz) to another within the town will never cost you more than \$2. Expect to pay \$1 each for the small water taxis that take you from the inter-island ferries into the port, and also for the ferry across the Itabaca channel. The Lobito bus between the airport on Baltra and the Itabaca ferry terminal will set you back \$5 each and a taxi from the other side into Puerto Ayora will cost you \$25-\$30. This will take a maximum of four passengers so if you have a bigger family you will need two or more taxis. Alternatively, you can take the public bus that runs every hour. During peak season this can fill up very quickly and you may end up waiting an hour for the next bus, or you can book this online for \$5 per person at:

<https://www.busgalapagos.com/en/bus-galapagos>

Inter-Island ferries can be booked in most of the small tour operator offices or alternatively from the kiosks located in the port next to the embarkation pontoons. They can also be pre-booked online at a number of different sites. A typical cost for a ticket from Santa Cruz to Isabela is around \$35 and the journey takes around 2.5 hours. The ferries are small and the crossings can be a bit rough, so consider sea sickness medication if this is something you suffer from.

Tipping In Galápagos

All over the world, workers in the tourism industry rely on the generosity of their customers to boost their income, and the Galápagos Islands are no exception. Tipping that waitress in the restaurant or the staff who clean your hotel room lets them know you value their good work and encourages a high level of service from them in the future. It also forms a significant portion of their income, which they probably depend on to boost their earnings.

So how much should you tip, and when? If you are just buying a cappuccino in a coffee shop, you might just consider leaving the small change, but a family meal in a restaurant is a different proposition. Tipping is not compulsory, and ultimately it is entirely up to you if, when and how much you choose to tip, but as a rough rule, consider 10% of the bill as a reasonable tip to leave. Many restaurants already include a service charge on the bill, so if you see this listed you don't need to add anything else.

Aboard ship, on your tours, it is likely that you will be asked if you would like to tip the captain and crew of your tour boat. As a rough guide you may want to consider a tip of between \$3 and \$5 per person from your group, although ultimately, it's your call. Please remember to tip your naturalist guide separately from the crew as he or she will not usually share in that gratuity.

Similarly, it is customary following a day trip on a tour bus to give the bus driver a small donation and \$1-2 per person is recommended.

Whether it is through his knowledge of exactly where the sharks are sleeping so you get that incredible action camera footage to wow all your friends, or her depth of knowledge of the plant and animal species on your walk to Tortuga Bay, your naturalist guide can make a huge difference in what you take away from your trip, so a tip of \$1-3 per person per day would be reasonable.

In other tour companies you may be recommended to tip your group leader anything up to \$10 per day, but at Toucanto we prefer you that if you consider a tip appropriate, we would ask that you offer a donation to a special local cause that is close to our hearts. We feel privileged to be able to support, an English language learning program for disadvantaged children in the Galápagos Islands which is run and administered by the Galápagos Language Academy.

Gaining fluency in English can be a life changing achievement for children in the Galápagos Islands, opening up the possibility of better paid employment prospects on the islands within the tourism industry. Your donations will be used entirely to fund English lessons for disadvantaged children who would otherwise be unable to access them. Your Group Leader will ensure that your donation reaches the program administrator.

Contingency Funds

Despite our best intentions and most carefully laid plans, things can occasionally go wrong that are outside of our control. Natural disasters, family emergencies, severe weather, flight cancellations and other circumstances too many to list here can all impact on our travel plans. We therefore recommend that before you travel anywhere you make sure that you have access to a contingency fund that you can call upon should the need arise. Consider a sum of around \$500 per family member to be reasonable to cover emergency expenditure.

Physical preparation

This is a family trip that should not be unduly physically demanding for any member of your family in reasonable health. To make the most from your trip, try to ensure that all members of your family are able to swim and even practise with a snorkel mask if this is new to them, as arriving with competence in this will increase their enjoyment of the wonderful aquatic environment.

What not to forget

- Reef-safe suncream
- Swimming costumes
- Wet suit, short or long depending on preference (available for local hire in Galápagos)
- Waterproof phone bag
- A hat that can be secured to the head (boat rides can be windy)
- A wearable towel for small children
- Warm weather clothes
- Lightweight pac-a-mac rain and windproof jacket
- At least one pair of long pants or jeans for the cooler highlands and lava tunnel
- Walking shoes, rock shoes and light shoes or sandals.
- Lightweight extra layers for cooler evenings
- Small, packable activity or book for boat rides
- Mobile phone (and charger!)
- Camera and accessories
- Action camera (waterproof!)
- Sun-glasses
- Re-usable water bottle

The list below is not EVERYTHING you will need to bring, but a few useful items that are recommended.

Essential Documents

- Passports
- Any required vaccination certificates
- Insurance Documents (with photocopy of summary of cover for us)
- Any required Visas

Getting There

Arrivals & Departures

This trip begins and ends on Santa Cruz (airport code GPS) It is important that you remember when booking your flights to Galápagos that your entry airport is located on Baltra.

Transit Control Card (TCT)

The Governing Council of Galapagos uses the Transit Control Card System to monitor visitors' time spent in the islands. With the online service, the user can enter his or her information from the comfort of his home before embarking on his or her journey to the islands.

Preregister here:

<https://www.gobiernogalapagos.gob.ec/step-by-step-tct-online/>

Health Declaration

As of February 18, 2023, the Ecuadorian government has removed all COVID related travel restrictions. Only travelers arriving with symptoms (high temperature, cough, general malaise, loss of smell or taste, or skin rash) must fill out a Health Status Declaration Form. The declaration is available on the Ministry of Public Health Website and can be accessed [here](#). For travelers unable to submit this digitally, a physical form may be submitted which can be download [here](#). Travelers who fill out the digital form are not required to present a physical form.

You may want to consider booking transfers through Toucanto from the airports to your hotel and from your hotel to Baltra airport for your return to the mainland. Baltra airport is located on a small island North of Santa Cruz, and you will have to take a taxi or bus to the ferry terminal, take a ferry across the Itabaca channel, and another bus to the airport terminal. Using our transfer service will ensure your transfers are a stress free experience. You can do this at the time of booking by ticking the appropriate boxes on the booking form.

Complications

If for any reason you are unable to attend your purchased Galápagos Family Adventure, please contact us via email, Facebook messenger or telephone to +447915 667812 as soon as possible. If you are unable to get through, leave a message and we will contact you back as soon as we are able. Toucanto will provide you with contact details for your group leader prior to your trip commencing for you to liaise with during your trip.

Visas

Carrying appropriate travel documentation is the sole responsibility of the traveller so make sure that you comply with any Visa requirements before attempting to travel and that your passport is valid for at least six months after your date of return. Your government website, local embassy or consulate can advise you.

Travel Insurance

It is a requirement of our terms and conditions that you provide details of your travel insurance cover prior to attending. Please be aware that **you may be denied entry to the Galápagos Islands if you travel without insurance cover**. Although accidents and incidents on our Galápagos Family Adventure are rare, nobody wants to find themselves with an expensive medical bill just because they didn't arrange adequate cover before travelling.

All members of your party must be covered with medical cover and a minimum level of \$200,000 for repatriation and emergency rescue. We strongly advise that your insurance policy includes personal liability, cancellation, curtailment and loss of luggage and personal effects. For credit card insurance we require sight of a copy of your statement showing purchase of your holiday and details of the levels of cover provided. Your card issuer will be able to provide these details for you upon request. For purchased insurance cover we require a copy of your schedule of cover.

Health & Medical

Please consult your healthcare professional for any special medical requirements you may have and any vaccination requirements for your destination.

Quarantine requirements

If you have COVID-19 symptoms on arrival, you may be required to take a rapid antigen test. If the result is positive, you will be instructed to wear a mask but self isolation is no longer mandatory. However, your state of health will still be monitored by the Ministry of Public Health via phone calls, using the details you provided on your Health Status Declaration Form. The Ministry of Public Health has published more information on [coronavirus protocols and direct contact options](#) (Spanish only).

[Book Now!](#)